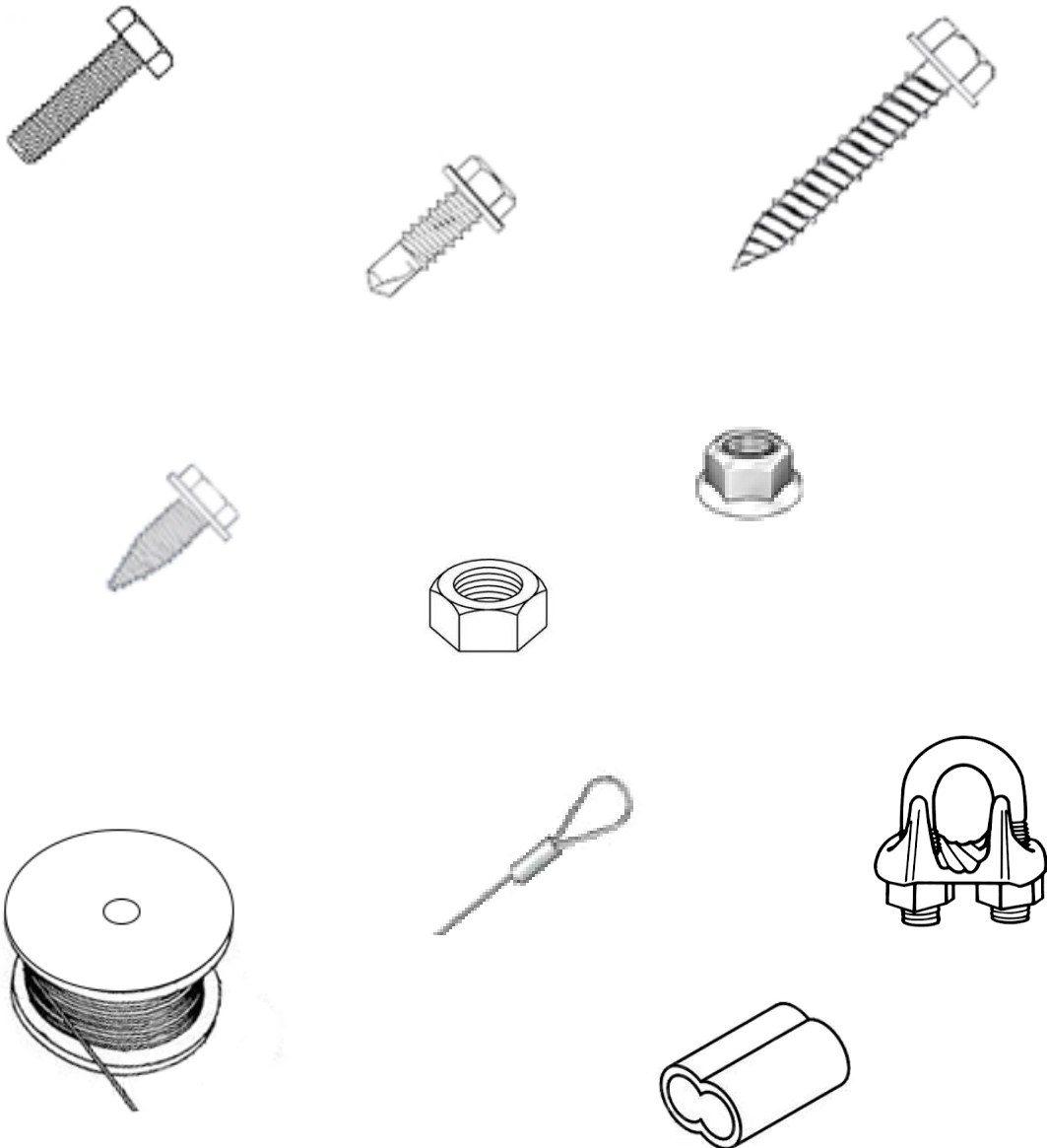


MASTER DISTRIBUTION

An AFC Industries Company

Fasteners and Aircraft Cable



www.masterdistrib.com
sales@masterd.us

1645 Industrial Pkwy
Brunswick, OH 44212

Phone: 330-220-3600
Fax: 330-220-3641

CONTENTS

TERMS & CONDITIONS	-	PAGE 2
CABLE ASSEMBLIES - EXTENSION	-	PAGE 11
CABLE ASSEMBLIES - TORSION	-	PAGE 10
CABLE CUTTERS	-	PAGE 11
CABLE FITTINGS	-	PAGE 12
CABLE REELS - GALVANIZED	-	PAGE 8
CABLE REELS - STAINLESS STEEL	-	PAGE 9
CABLE SWAGERS	-	PAGE 11
CARRIAGE BOLTS	-	PAGE 5
CONCRETE SCREWS	-	PAGE 14
EYE BOLTS	-	PAGE 7
EYE SCREWS	-	PAGE 7
HEX BOLTS	-	PAGE 5
LAG SCREWS	-	PAGE 4
MISC HARDWARE	-	PAGE 13
NUTS	-	PAGE 6
SELF DRILLING SCREWS	-	PAGE 3
SHEET METAL SCREWS	-	PAGE 3
S-HOOKS	-	PAGE 7
SLEEVE ANCHORS	-	PAGE 14
TRACK BOLTS	-	PAGE 4
WASHERS	-	PAGE 6
WEDGE ANCHORS	-	PAGE 14

TERMS & CONDITIONS

Terms: Net 30 Days with approved credit. 1-1/2% per month for past due accounts

Freight: F.O.B. Brunswick, OH.

Prices: Subject to change without notice. We reserve the right to apply prices prevailing at the time of shipment.

Minimum Invoice: \$50.00 plus transportation.

Packaging: Unless specified at time of order, all material shipped in original packaging and in carton quantities specified herein.

Returns: No materials shall be returned without the permission of Master Distribution, as shown by the issuance of a Returned Goods Authorization number. Returned goods must be in saleable condition and in Master Distribution's original packaging. Freight for returned goods is the responsibility of the customer. Returns subject to a 25% restocking charge.

Liability: Returned goods, if accepted by us as defective or incorrect, will be replaced if available. The amount of claim is limited to the invoice amount. All claims must be in writing within 30 days from receipt of material. No claims for labor, alternate purchase, extra freight or other expenditures will be accepted.

Loss or Damage in Transit: All products shipped will be carefully examined, counted and packed. Any claim for shortages must be made within 10 days of receipt of shipment. Claims for products damaged or lost in transit should be made to the carrier. Seller will assist buyer in securing adjustment of such claims.

Misuse: Seller shall not be liable for damage to property or persons due to improper installation or conditions exceeding the designed capabilities of the material.

Dimensions and Weights: All weights and dimensions listed on quotations, acknowledgements, pack lists, invoices, cartons and in this catalog are approximate and not guaranteed.

Product Design: Subject to change without notice.

Special Orders: Orders covering special or non-standard goods are not subject to cancellation except upon such terms as may be agreed upon at time of order.

Domestically produced parts may be available upon request.

OHD FASTENERS

Click on any Part# for additional product details

HEX WASHER HEAD SELF DRILLING SCREWS Z/P



PART #	SIZE	A/F	POINT	QTY/CTN	WGT/1000
3024	#8-18 X 1/2	1/4	#2	10000	4
3025	#8-18 X 5/8	1/4	#2	10000	4
3026	#8-18 X 3/4	1/4	#2	6700	5
3032	#10-16 X 3/4	5/16	#3	6000	6
3033	#10-16 X 1	5/16	#3	5000	8
SERRATED HWH SDS					
1243	1/4-20 X 3/4	3/8	#3	2500	13
1241	1/4-20 X 5/8	7/16	#2	3000	12
1242	1/4-20 X 3/4	7/16	#2	2500	12
1244	1/4-20 X 1	7/16	#2	2500	14
1245	1/4-20 X 1	7/16	#3	2500	15
1248	1/4-14 X 3/4	7/16	#3	2500	15
1249	1/4-14 X 1	7/16	#3	2500	18
1254	5/16-12 X 1	7/16	#4	2000	23
1255	5/16-12 X 1-1/4	7/16	#4	1800	27
1256	5/16-12 X 1-1/2	7/16	#4	1500	31

SERRATED HEX WASHER HEAD TYPE A/B SHEET METAL SCREWS 7/16" A/F Z/P



PART #	SIZE	QTY/CTN	WGT/1000
1265	1/4-14 X 5/8	3000	11
1266	1/4-14 X 3/4	2500	12

OHD FASTENERS

Click on any Part# for additional product details

SLOTTED ROUND HEAD RIB NECK TRACK BOLTS Z/P

PART #	SIZE	QTY/CTN	WGT/1000
1291	1/4-20 X 5/8	5000	9
1292	1/4-20 X 1	3200	11



HEX WASHER HEAD LAG SCREWS 7/16" A/F Z/P

PART #	SIZE	QTY/CTN	WGT/1000
1204	1/4 X 1	2500	15
1213	5/16 X 1-5/8	1500	33
1214	5/16 X 1-3/4	1500	34
1215	5/16 X 2	1500	37
1216	5/16 X 2-1/2	1100	49
1217	5/16 X 3	900	55
"HI-HAT" LAG SCREWS - 5/16" HEAD HEIGHT			
1223	5/16 X 1-5/8	1400	35
1224	5/16 X 1-3/4	1400	38
1225	5/16 X 2	1300	43
1226	5/16 X 2-1/2	1000	48
1227	5/16 X 3	900	55



OHD FASTENERS

Click on any Part# for additional product details

FLAT HEAD CARRIAGE BOLTS Z/P



PART #	SIZE	QTY/CTN	WGT/1000
1282	1/4-20 X 1-7/8	2000	3
1284	1/4-20 X 2-1/4	1700	4
1285	1/4-20 X 2-1/2	1500	4

SHORT NECK ROUND HEAD CARRIAGE BOLTS Z/P



PART #	SIZE	QTY/CTN	WGT/1000
1272	1/4-20 X 5/8	3000	2
1274	5/16-18 X 3/4	2000	3
1276	5/16-18 X 1	1500	4
1278	3/8-16 X 3/4	1300	4

FULL THREAD HEX BOLTS Z/P



PART #	SIZE	QTY/CTN	WGT/1000
1506	1/4-20 X 3/4	3000	1
1508	1/4-20 X 1	2500	2
1526	5/16-18 X 3/4	2000	3
1528	5/16-18 X 1	1750	2
1546	3/8-16 X 3/4	1500	3
1548	3/8-16 X 1	1200	4
1552	3/8-16 X 1-1/2	1000	5
1554	3/8-16 X 1-3/4	750	6

OHD FASTENERS

Click on any Part# for additional product details

PART #	SIZE	QTY/CTN	WGT/1000
1324	1/4-20	8000	7
1325	5/16-18	5000	11
1326	3/8-16	4000	16

FINISHED HEX NUTS ZINC PLATED




PART #	SIZE	QTY/CTN	WGT/1000
1304	1/4-20	5000	8
1305	5/16-18	4000	12
1306	3/8-16	3000	18

KEPS NUTS ZINC PLATED



PART #	SIZE	QTY/CTN	WGT/1000
1314	1/4-20	5000	9
1315	5/16-18	4000	13
1316	3/8-16	3000	19

HEX FLANGE NUTS ZINC PLATED



PART #	SIZE	QTY/CTN	WGT/1000
1404	1/4	7000	7
1405	5/16	4000	11
1406	3/8	3000	15

USS FLAT WASHERS ZINC PLATED



PART #	SIZE	QTY/CTN	WGT/1000
1444	1/4-20	20000	2
1445	5/16-18	12500	4
1446	3/8-16	7500	6

SPLIT LOCK WASHERS ZINC PLATED



EMAIL:
SALES@MASTERD.US

MASTER
DISTRIBUTION
An AFC Industries Company

PHONE: 330-220-3600
FAX: 330-220-3641

OHD FASTENERS

Click on any Part# for additional product details

OPEN EYE BOLTS



PART #	DESCRIPTION	QTY/CTN	WGT/1000
1101	1/4-20 X 3" EYE BOLT	1300	8
1103	5/16-18 X 3-3/4" EYE BOLT	650	9

S-HOOKS



PART #	DESCRIPTION	QTY/CTN	WGT/1000
1109	1/4 X 2-1/4" S-HOOK	700	6
1110	1/4 X 2-1/2" S-HOOK	500	7

EYE SCREWS



PART #	DESCRIPTION	QTY/CTN	WGT/1000
1107	#6 X 2" EYE SCREW	2000	3

AIRCRAFT CABLE

Click on any Part# for additional product details

GALVANIZED AIRCRAFT CABLE REELS



7 x 7



7 x 19

PART #	SIZE	LENGTH	WGT/REEL
1142	3/32" 7 X 7	500'	9
1145	3/32" 7 X 19	500'	10
1143	1/8" 7 X 7	500'	16
1146	1/8" 7 X 19	500'	15
114610	1/8" 7 X 19	1000'	29
1147	5/32" 7 X 19	500'	23
1148	3/16" 7 X 19	500'	32
1149	1/4" 7 X 19	500'	59
11491	1/4" 7 X 19	100'	15

EMAIL:
SALES@MASTERD.US

MASTER
DISTRIBUTION
An AFC Industries Company

PHONE: 330-220-3600
FAX: 330-220-3641

AIRCRAFT CABLE

Click on any Part# for additional product details

304 STAINLESS STEEL AIRCRAFT CABLE REELS



7 x 19

PART #	SIZE	LENGTH	WGT/REEL
11461S1	1/8" 7 X 19	100'	5
11462S1	1/8" 7 X 19	250'	9
1146S1	1/8" 7 X 19	500'	18
11471S1	5/32" 7 X 19	100'	6
11472S1	5/32" 7 X 19	250'	11
1147S1	5/32" 7 X 19	500'	23
11481S1	3/16" 7 X 19	100'	8
11482S1	3/16" 7 X 19	250'	20
1148S1	3/16" 7 X 19	500'	36
11491S1	1/4" 7 X 19	100'	15
11492S1	1/4" 7 X 19	250'	32
1149S1	1/4" 7 X 19	500'	62

AIRCRAFT CABLE

Click on any Part# for additional product details

GALVANIZED CABLE ASSEMBLIES - TORSION



PART #	SIZE	WGT/PAIR
1131	1/8 7 X 7 8'-6" CABLE ASSEMBLY PAIR. FOR 7' TORSION SPRING. BLACK	0.47
1132	1/8 7 X 19 8'-6" CABLE ASSEMBLY PAIR. FOR 7' TORSION SPRING. RED	0.49
1133	1/8 7 X 7 9'-6" CABLE ASSEMBLY PAIR. FOR 8' TORSION SPRING. GREEN	0.52
1134	1/8 7 X 19 9'-6" CABLE ASSEMBLY PAIR. FOR 8' TORSION SPRING. BLUE	0.58
11331	1/8 7 X 7 10'-6" CABLE ASSEMBLY PAIR. FOR 9' TORSION SPRING.	0.55
11332	1/8 7 X 7 11'-6" CABLE ASSEMBLY PAIR. FOR 10' TORSION SPRING.	0.71
11342	1/8 7 X 19 11'-6" CABLE ASSEMBLY PAIR. FOR 10' TORSION SPRING.	0.79
11333	1/8 7 X 7 13'-6" CABLE ASSEMBLY PAIR. FOR 12' TORSION SPRING.	0.87
11343	1/8 7 X 19 13'-6" CABLE ASSEMBLY PAIR. FOR 12' TORSION SPRING.	0.88
11334	1/8 7 X 7 15'-6" CABLE ASSEMBLY PAIR. FOR 14' TORSION SPRING.	0.99
11345	1/8 7 X 19 15'-7" CABLE ASSEMBLY PAIR. FOR 14' TORSION SPRING	1.00
11348	1/8 7 X 19 22'-1" CABLE ASSEMBLY PAIR. FOR TORSION SPRING.	1.33
CABLES BELOW CONTAIN A SLEEVE, STOP AND THIMBLE		
11333T	1/8 7 X 7 13'-6" CABLE ASSEMBLY W/THIMBLE PAIR. FOR 12' TORSION SPRING	0.90
11347T	1/8 7 X 19 20'-1" CABLE ASSEMBLY W/THIMBLE PAIR. FOR TORSION SPRING	1.28
11304T	5/32 7 X 19 15'-9" CABLE ASSEMBLY W/THIMBLE PAIR. FOR TORSION SPRING	0.99
11305T	5/32 7 X 19 17'-9" CABLE ASSEMBLY W/THIMBLE PAIR. FOR TORSION SPRING	1.66
11306T	5/32 7 X 19 25'-0" CABLE ASSEMBLY W/THIMBLE PAIR. FOR TORSION SPRING	2.32
11307T	5/32 7 X 19 30'-0" CABLE ASSEMBLY W/THIMBLE PAIR. FOR TORSION SPRING	2.77
11308T	5/32 7 X 19 35'-0" CABLE ASSEMBLY W/THIMBLE PAIR. FOR TORSION SPRING	3.22

AIRCRAFT CABLE

Click on any Part# for additional product details

GALVANIZED CABLE ASSEMBLIES - EXTENSION



PART #	SIZE	WGT/PAIR
1135	1/8 7 X 7 12'-0" CABLE ASSEMBLY PAIR. FOR 7' EXTENSION SPRING. ORANGE	0.69
1136	1/8 7 X 19 12'-0" CABLE ASSEMBLY PAIR. FOR 7' EXTENSION SPRING. ROSE	0.69
1137	1/8 7 X 7 13'-0" CABLE ASSEMBLY PAIR. FOR 8' EXTENSION SPRING. YELLOW	0.71
1138	1/8 7 X 19 13'-0" CABLE ASSEMBLY PAIR. FOR 8' EXTENSION SPRING. GRAY	0.75
1139	3/32 7 X 7 10'-0" RESTRAINT CABLE ASSEMBLY PAIR. WHITE	0.35

CABLE CUTTERS



PART #	DESCRIPTION	WGT
TLCC7	FELCO C-7 CABLE CUTTER	.77

HAND SWAGER



PART #	DESCRIPTION	WGT
TLHSC600	HSC600 HAND SWAGER 1/16, 3/32, 1/8, 5/32, 3/16	6.16

CABLE FITTINGS

Click on any Part# for additional product details

PART #	SIZE	QTY/CTN	WGT/1000
1151	3/32"	100	3
1152	1/8"	100	6
1153	5/32"	100	8
1154	3/16"	100	16
1155	1/4"	100	25

PART #	SIZE	QTY/CTN	WGT/1000
1156	3/32"	100	3
1157	1/8"	100	2
1158	5/32"	100	4
1159	3/16"	100	4
1160	1/4"	100	20

PART #	SIZE	QTY/CTN	WGT/1000
1162	3/32" - 1/8"	100	6
1163	5/32"	100	10
1164	3/16"	100	10
1165	1/4"	100	20

PART #	SIZE	QTY/CTN	WGT/1000
1120	1/8"	100	30
1121	3/16"	100	60
1122	1/4"	100	110

PART #	O.D.	I.D.	QTY/CTN	WGT/1000
1169	5/8"	5/16"	50	5

ALUMINUM CABLE SLEEVES



ALUMINUM CABLE STOPS



CABLE THIMBLES



CABLE CLAMPS



CABLE SPOOLS



HARDWARE

Click on any Part# for additional product details

PULLEY



PART #	DESCRIPTION	WGT
1195	3" PULLEY	.29

FORK




PART #	DESCRIPTION	WGT
1197	3" FORK	.07

CABLE ADJUSTMENT CLIP



PART #	DESCRIPTION	WGT
1168	CABLE ADJUSTMENT CLIP	.04

YOKE PLATE



PART #	DESCRIPTION	WGT
1199	YOKE PLATE FOR TANDEM EXT SPRING HOOK-UP	.36

CLEVIS PINS



PART #	DESCRIPTION	WGT
1111	5/16" X 7/8" CLEVIS PIN - ZINC PLATED	.02
1112	5/16" X 1" CLEVIS PIN - ZINC PLATED	.02

COTTER PINS



PART #	DESCRIPTION	WGT
1113	3/32" X 3/4" EXTENDED PRONG COTTER PIN	.01
1114	3/32" X 1" EXTENDED PRONG COTTER PIN	.01

ANCHORS/SCREWS

Click on any Part# for additional product details

PART #	DESCRIPTION	WGT
0250	5/16" X 1-1/2" HEX HEAD SLEEVE ANCHOR	.04
0251	5/16" X 2-1/2" HEX HEAD SLEEVE ANCHOR	.06
0253	3/8" X 1-7/8" HEX HEAD SLEEVE ANCHOR	.08
0254	3/8" X 3" HEX HEAD SLEEVE ANCHOR	.11
0255	3/8" X 4" HEX HEAD SLEEVE ANCHOR	.12
0256	1/2" X 2-1/4" HEX HEAD SLEEVE ANCHOR	.14
0258	1/2" X 4" HEX HEAD SLEEVE ANCHOR	.20

HEX HEAD SLEEVE ANCHORS



PART #	DESCRIPTION	WGT
0267	1/4" X 1-3/4" HEX HEAD WEDGE ANCHOR	.03
0268	1/4" X 2-1/4" HEX HEAD WEDGE ANCHOR	.04
0269	1/4" X 3-1/4" HEX HEAD WEDGE ANCHOR	.06
0271	3/8" X 2-1/4" HEX HEAD WEDGE ANCHOR	.08
0272	3/8" X 3" HEX HEAD WEDGE ANCHOR	.11
0276	1/2" X 2-3/4" HEX HEAD WEDGE ANCHOR	.18
0277	1/2" X 3-3/4" HEX HEAD WEDGE ANCHOR	.24
0278	1/2" X 4-1/4" HEX HEAD WEDGE ANCHOR	.27
0279	1/2" X 5-1/2" HEX HEAD WEDGE ANCHOR	.31
0283	3/4" X 4-1/4" HEX HEAD WEDGE ANCHOR	.65
0284	3/4" X 4-3/4" HEX HEAD WEDGE ANCHOR	.72

HEX HEAD WEDGE ANCHORS



PART #	DESCRIPTION	WGT
0208	1/4" X 1-1/4" HEX HEAD CONCRETE SCREW	.02
0209	1/4" X 1-3/4" HEX HEAD CONCRETE SCREW	.02
0210	1/4" X 2-1/4" HEX HEAD CONCRETE SCREW	.02
0211	1/4" X 2-3/4" HEX HEAD CONCRETE SCREW	.02
0212	1/4" X 3-1/4" HEX HEAD CONCRETE SCREW	.03

HEX HEAD CONCRETE SCREWS

